

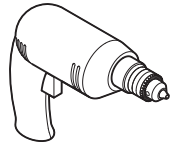
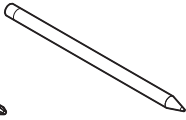
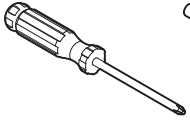
Required tools
Herramientas necesarias
Outils nécessaires

Phillips screwdriver
Destornillador phillips
Tournevis cruciforme

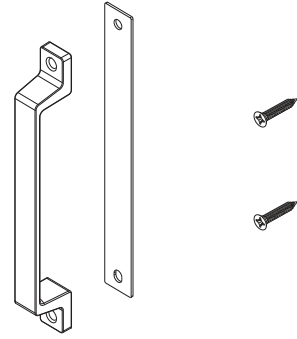
Pencil
Lápiz
Crayon

Power drill
Taladro eléctrico
Perceuse électrique

Drill bit
Broca
Foret

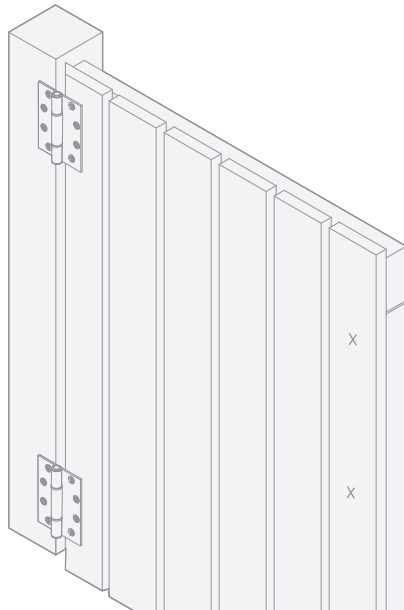


Parts in the box
Piezas en la caja
Pièces dans la boîte



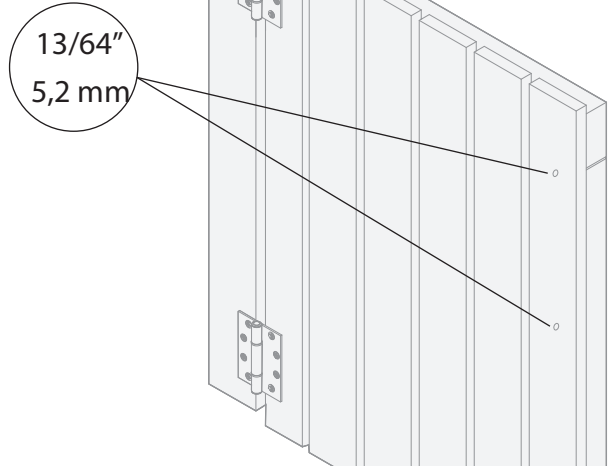
1

Mark the locations of the pull.
Marque la ubicación del tirón.
Marquez l'emplacement des la traction.



2

Drill the pilot holes.
Taladre los orificios piloto.
Percez les avant-trous.



3

Secure the pull.
Tirar de la puerta segura.
Tirez la porte sécurisée.

